



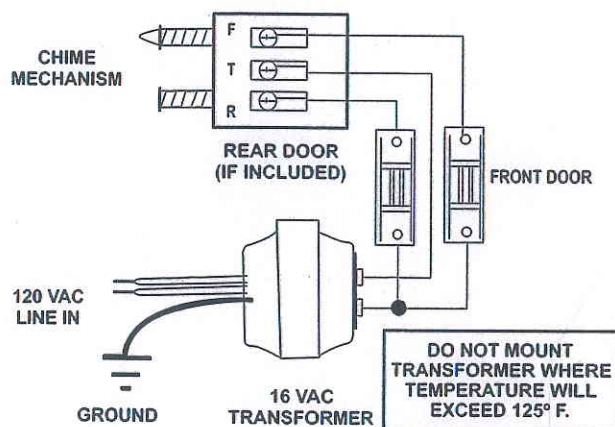
TWO NOTE DOOR CHIME

READ AND SAVE THESE INSTRUCTIONS

WIRING

TURN OFF POWER AT BREAKER BOX BEFORE WIRING THIS CHIME.

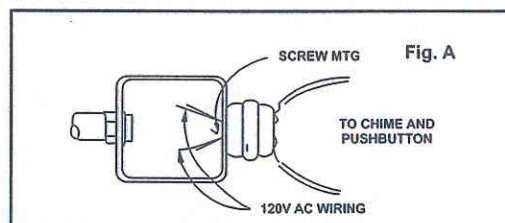
ALL ELECTRICAL WORK MUST BE DONE IN ACCORDANCE WITH LOCAL AND/OR NATIONAL ELECTRICAL CODE AS APPLICABLE.



INSTALLATION

TURN OFF POWER AT BREAKER BOX BEFORE INSTALLING, WIRING, OR SERVICING THIS PRODUCT.

1. Bring wiring through access hole in chime mechanism.
2. Attach chime mechanism to wall with screws provided.
3. Connect wires to correct terminals as shown in wiring diagram.
4. Turn on power. Make sure push buttons operate door chime properly. (Two notes for front door, one note for second door)
5. Must use hanging bracket installed in chime cover to mount this chime cover. Do not hang cover onto chime mechanism base due to its weight.
6. Mount the transformer to a rafter or junction box as shown in Fig. A.



ONE YEAR LIMITED WARRANTY

TERM: One year from date of purchase of the original consumer.

COVERAGE: Products will be free from defects in materials or workmanship. There are no other warranties, express or implied, including, but not limited to, implied warranties of merchantability or fitness for a particular purpose. Not covered: Normal maintenance and service, products subject to misuse, neglect, accident, improper maintenance or service, or installation differing from the recommended installation instructions.

REMEDY: Teiber Lighting Products will repair or replace, at its option, without charge, any product or part, which is found to be defective under normal use. This is the sole remedy under this warranty. Teiber Lighting Products will not be liable for secondary, consequential or special damages arising out of or in connection with product use or performance.

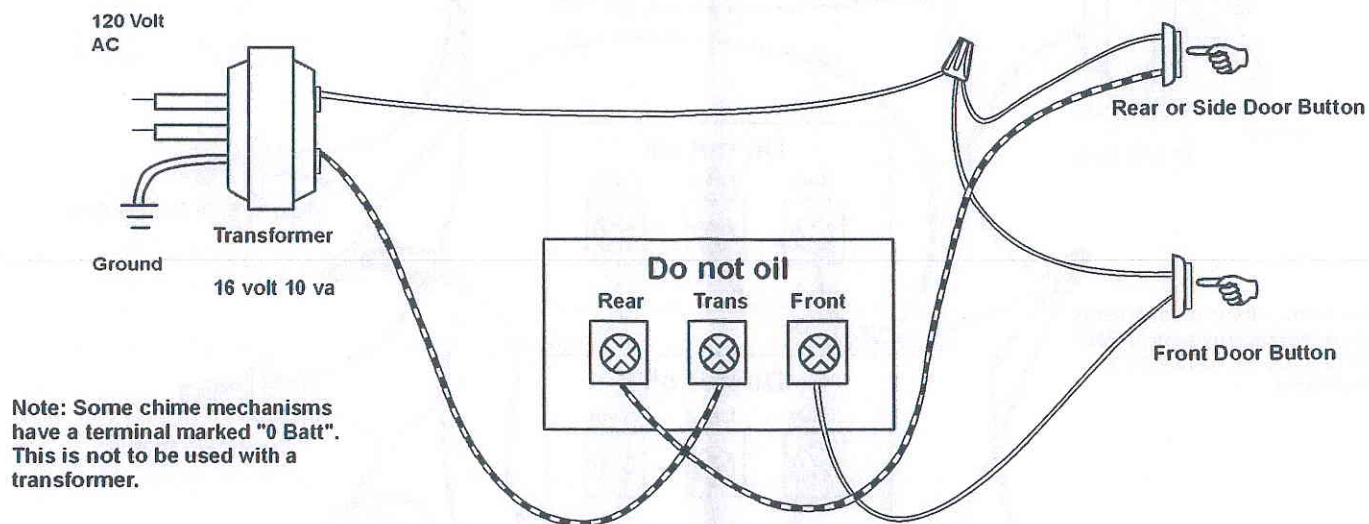
This warranty gives you specific legal rights, and you may have other rights, which vary by state. This warranty supersedes all prior warranties.

To qualify for warrant service, please contact Teiber Lighting Products with the following information: model number, evidence of original purchase date and nature of defect.

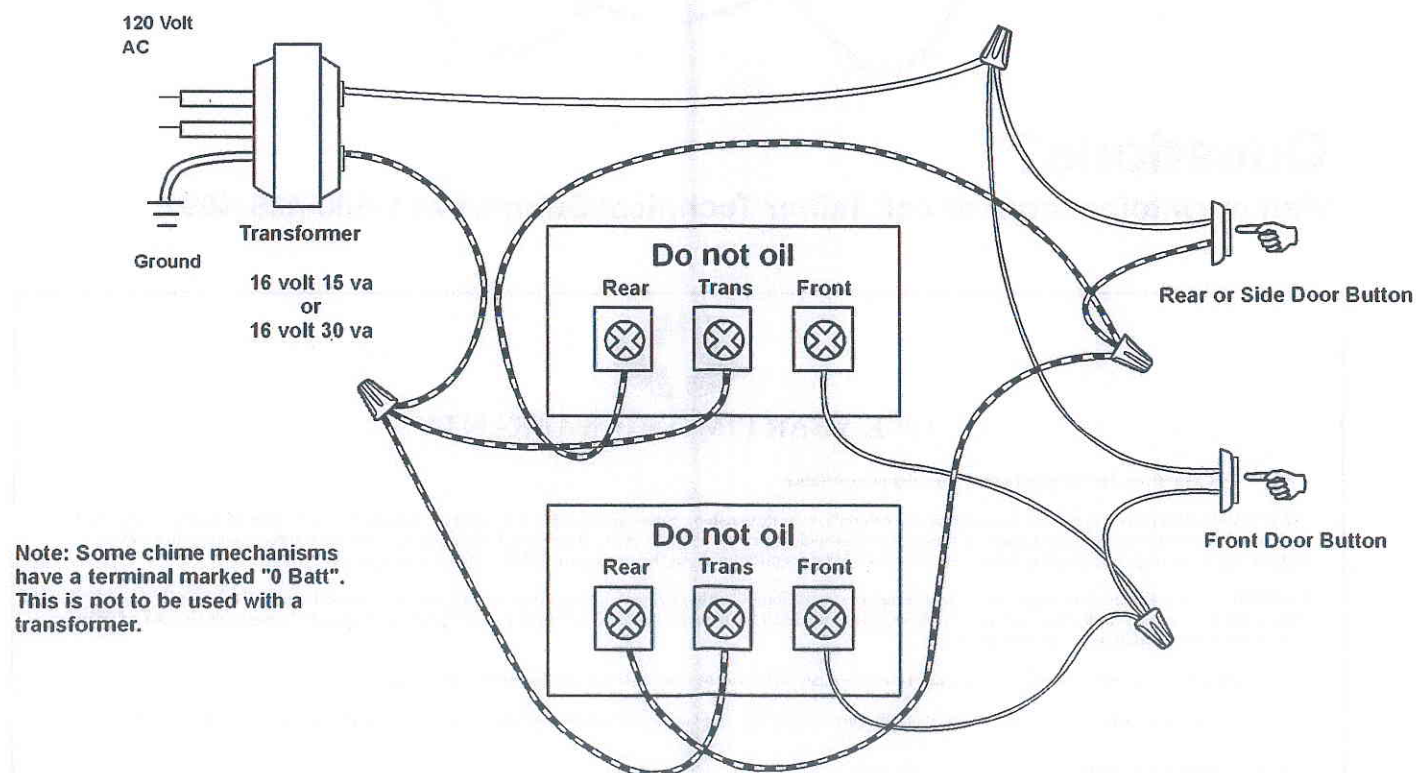
TEIBER LIGHTING PRODUCTS
www.teiber.com
(1-800-486-4892)

Door Chime Wiring

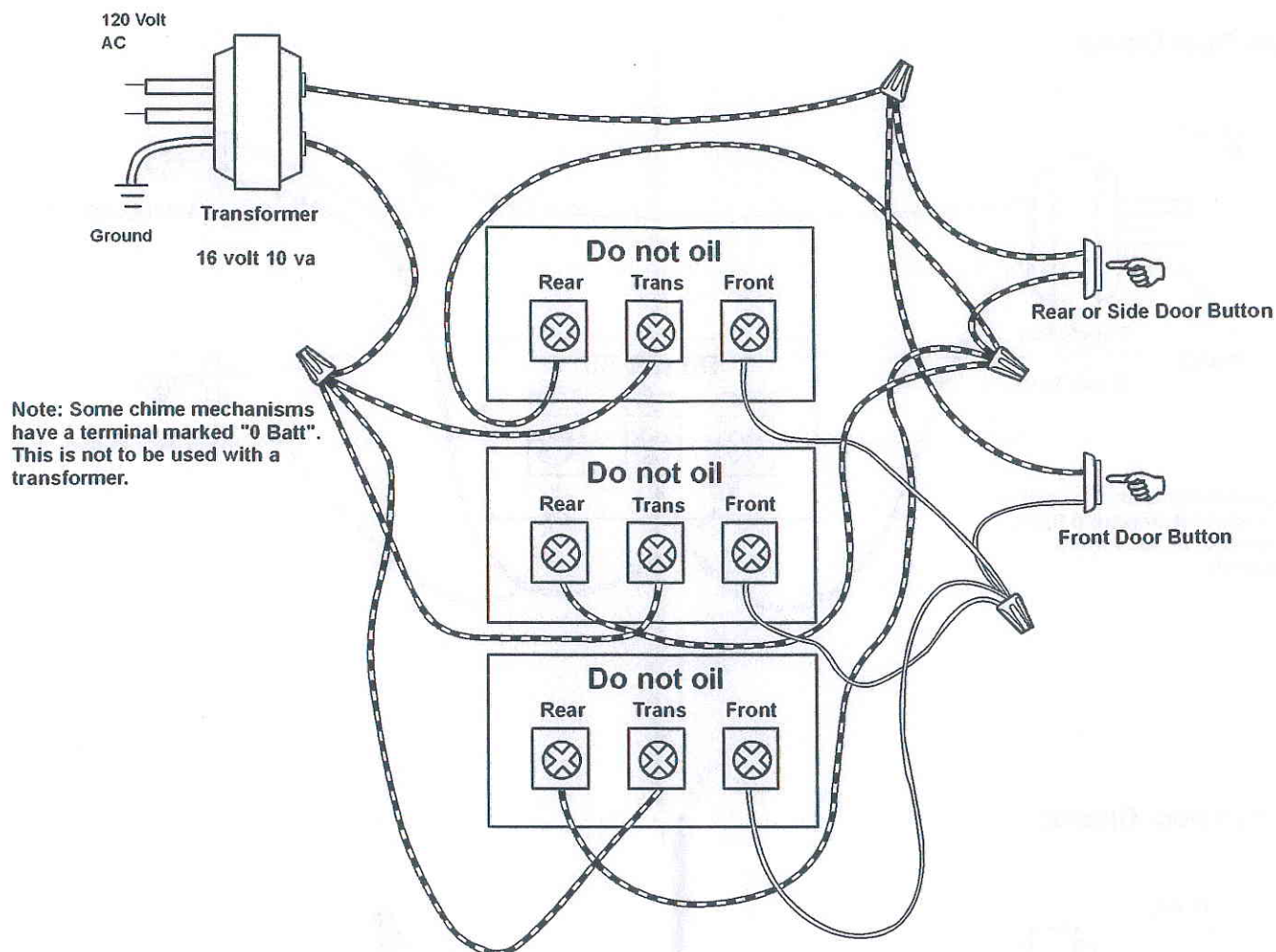
One Door Chime



Two Door Chimes



Three Door Chimes



Questions?

Visit www.teiber.com or call Teiber Technical Support at 1-800-486-4892



ONE YEAR LIMITED WARRANTY

TERM: One year from date of purchase of the original consumer.

COVERAGE: Products will be free from defects in materials or workmanship. There are no other warranties, express or implied, including, but not limited to, implied warranties of merchantability or fitness for a particular purpose. Not covered: Normal maintenance and service, products subject to misuse, neglect, accident, improper maintenance or service, or installation differing from the recommended installation instructions.

REMEDY: Teiber Lighting Products will repair or replace, at its option, without charge, any product or part, which is found to be defective under normal use. This is the sole remedy under this warranty. Teiber Lighting Products will not be liable for secondary, consequential or special damages arising out of or in connection with product use or performance.

This warranty gives you specific legal rights, and you may have other rights, which vary by state. This warranty supersedes all prior warranties.

To qualify for warrant service, please contact Teiber Lighting Products with the following information: model number, evidence of original purchase date and nature of defect.

TEIBER LIGHTING PRODUCTS

www.teiber.com